





















Class	Model	Interior	Max Pax	Engine
P1	<b>Vitz</b> 		5	1,000 cc
P1	<b>PASSO</b> 		5	1,000 cc
P3	<b>COROLLA AXIO</b> 		5	1,500 cc
P3	<b>COROLLA FIELDER</b> 		5	1,500 cc
P4	<b>MARK X</b> 		5	2,500 cc
W1	<b>WISH</b> 		7	1,800 cc
W1	<b>ISIS</b> 		7	1,800 cc
W3	<b>ALPHARD</b> 		7 or 8	2,400 cc
W3	<b>ESTIMA</b> 		7 or 8	2,400 cc
RV1	<b>RAV4</b> 		5	2,000 cc